

# The Future of Prostate Cancer Radiation Therapy

March 16, 2022

# Forward-Looking Statements & Disclaimer



This presentation contains forward-looking statements within the meaning of Section 27A of the Private Securities Litigation Reform Act. Statements in this press release that are not purely historical are forward-looking statements. Such forward-looking statements include, among other things, ViewRay's financial guidance for the full year 2022, anticipated future orders, anticipated future operating and financial performance, treatment results, therapy adoption, innovation and the performance of the MRIdian systems. Actual results could differ from those projected in any forward-looking statements due to numerous factors. Such factors include, among others, the ability to commercialize the MRIdian Linac System, demand for ViewRay's products, the ability to convert backlog into revenue, the timing of delivery of ViewRay's products, the timing, length, and severity of the COVID-19 pandemic, including its impacts across our businesses on demand, our operations and global supply chains, the results and other uncertainties associated with clinical trials, the ability to raise the additional funding needed to continue to pursue ViewRay's business and product development plans, the inherent uncertainties associated with developing new products or technologies, competition in the industry in which ViewRay operates, and overall market conditions. For a further description of the risks and uncertainties that could cause actual results to differ from those expressed in these forward-looking statements, as well as risks relating to ViewRay's business in general, see ViewRay's current and future reports filed with the Securities and Exchange Commission, including its Annual Report on Form 10-K for the fiscal year ended December 31, 2021 and its Quarterly Reports on Form 10-Q, as updated periodically with the Company's other filings with the SEC. These forward-looking statements are made as of the date of this presentation, and ViewRay assumes no obligation to update the forward-looking statements, or to update the reasons why actual results could differ from those projected in the forward-looking statements, except as required by law.

**Financial Disclosure:** Drs. Kishan and Nagar, respectively, have received: (i) research support; and (ii) consulting fees (not related to these trials), from ViewRay, Inc.

**Medical Advice Disclaimer:** ViewRay is a medical device manufacturer and cannot and does not recommend specific treatment approaches. Individual results may vary. The opinions and clinical experiences presented herein are specific to the featured physicians and the featured patients and are for information purposes only. Nothing in this material is intended to take the place of written law or regulations.


Citations available on request

# Clinician Panelist



**Dr. Amar Kishan**

Associate Professor  
Chief of GU Radiotherapy  
UCLA



**Dr. Himanshu Nagar**

Assistant Professor  
Weill Cornell Medicine  
New York-Presbyterian

## Our Mission:

*Treat and prove what others can't.*

**50**

installed globally

**~18k**

patients treated

**>65**

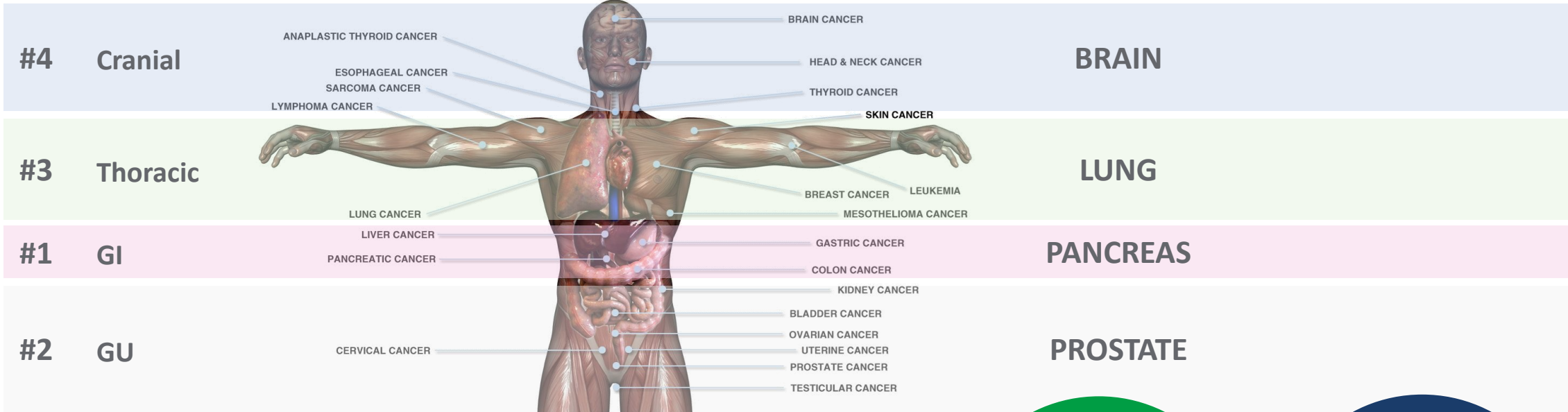
disease sites treated

**>80**

clinical trials underway

Thousands  
of patients with  
clinically reported  
outcomes.

# Focused Patient-Centric Roadmap



Expand utilization of MRIdian SMART

Become first line therapy

# Focused Disease Sites

Patient-centric roadmap

## Tough-to-treat cancers

e.g., brain, ultra/central lung & pancreas

### GOAL:

- Local control
- Extend survival
- Short course treatment
- Low to no toxicity

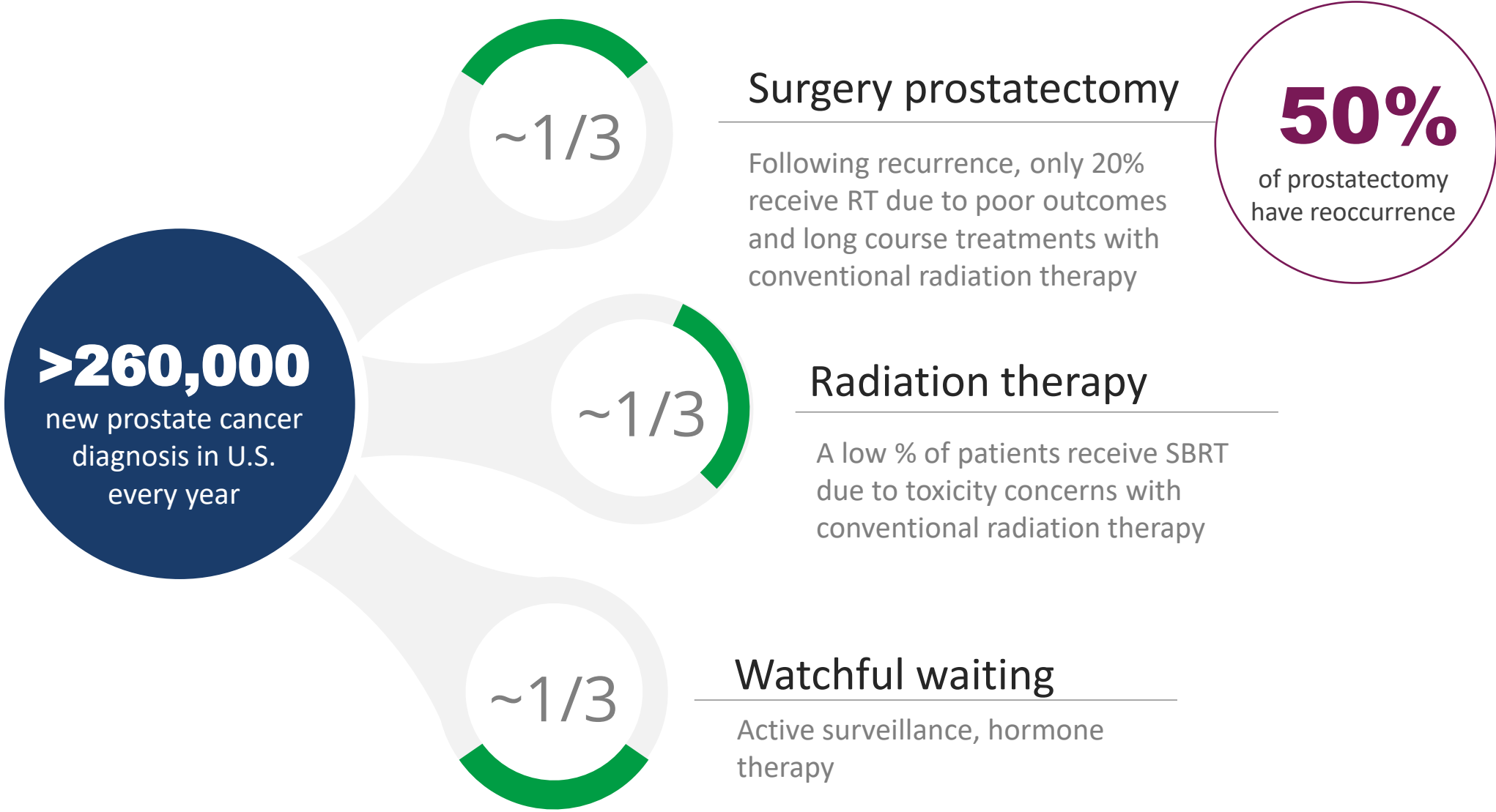
## Ubiquitous cancers

e.g., prostate & breast

### GOAL:

- Improved quality of life  
e.g., incontinence, ED,  
cosmesis in breast
- Short course treatment
- Reduction in recurrence

# Prostate Care Pathway



# Prostate Clinical Pipeline

Intact prostate	<b>MIRAGE</b> (Phase 3 RCT) 50% Reduction in toxicity with MRIdian	<b>FORT</b> (Phase 3 RCT) 2 fx vs 5 fx All MRIdian Non-inferiority toxicity	<b>MRIdian becomes front line therapy</b> ...driven by lower toxicity and shorter course treatment	
	<b>2022</b>	<b>2023</b>	<b>2024</b>	<b>Goal</b>
Post-op prostate reoccurrence	<b>SCIMITAR</b> Feasibility of treating with SBRT	<b>SHORTER</b> (Phase 2) 20 fx vs 5 fx All MRIdian Non-inferiority acute GU tox	<b>MRIdian becomes a complement to surgery</b> ...driven by short course treatments and improved outcomes	





**VIEW RAY® | VISIBLY BETTER**